



# IMD 600 Series

## Ice Maker Dispenser



IMD 600-30 Ice Maker Dispenser

### Features

- CFC-free, R-404a refrigerant
- CFC-free foam insulation
- Produces extruded, chewable ice preferred by consumers
- Patented design – easy to perform preventative maintenance
- Ice maker uses 100% of water
- Ideal for healthcare or foodservice applications
- Standard ice and water dispensing
- Removable, easy-to-clean air filters
- Cube size 1/2" W x 1/2" H x 1/2"D



IMD 600-90 Ice Maker Dispenser



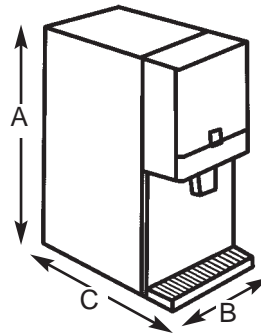
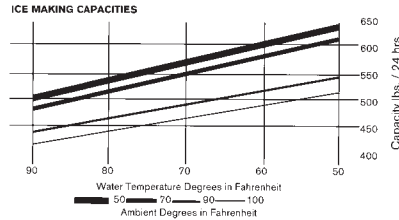
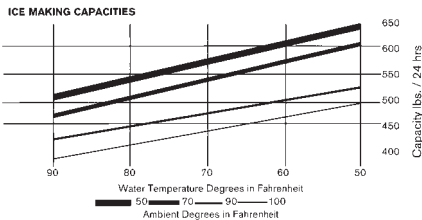
## Technical Specifications:

Model No.	Ice Storage Capacity	Ice Production Capacity (60 cycle)	Electrical Rating	Shipping Weight
IMD-600-30ASLA	30 lb (14 kg)	618 lb per day @ 70°F air/50°F water 280 kg @ 21°C air/10°C water	115V/60 Hz/15 amps	302 lb (137 kg)
IMD-600-30ASPB	30 lb (14 kg)	618 lb per day @ 70°F air/50°F water 280 kg @ 32°C air/21°C water	115V/60 Hz/15 amps	302 lb (137 kg)
IMD-600-30WSLA	30 lb (14 kg)	618 lb per day @ 70°F air/50°F water 280 kg @ 21°C air/10°C water	115V/60 Hz/15 amps	302 lb (137 kg)
IMD-600-30WSPB	30 lb (14 kg)	618 lb per day @ 70°F air/50°F water 280 kg @ 21°C air/10°C water	115V/60 Hz/15 amps	302 lb (137 kg)
IMD-602-30ASLA	30 lb (14 kg)	515 lb per day @ 70°F air/50°F water 233 kg @ 32°C air/21°C water	220-240V/50 Hz/15 amps	302 lb (137 kg)
IMD-600-90ASLA	90 lb (41 kg)	618 lb per day @ 70°F air/50°F water 280 kg @ 32°C air/21°C water	115V/60 Hz/15 amps	314 lb (143 kg)
IMD-600-90ASPB	90 lb (41 kg)	618 lb per day @ 70°F air/50°F water 280 kg @ 32°C air/21°C water	220-240V/50 Hz/15 amps	314 lb (143 kg)
IMD-601-90ASPB	90 lb (41 kg)	618 lb per day @ 70°F air/50°F water 280 kg @ 32°C air/21°C water	220-240V/50 Hz/15 amps	314 lb (143 kg)
IMD-602-90ASPB	90 lb (41 kg)	515 lb per day @ 70°F air/50°F water 233 kg @ 32°C air/21°C water	220-240V/50 Hz/15 amps	314 lb (143 kg)

Refrigerant: CFC-Free, R404a

Compressor: 3/4 H.P.

Agency Listings:



### Dimensions

	A	B	C
IMD 600-30	35.75" (91 cm)	18.62" (47 cm)	27.50" (70 cm)
IMD 600-90	41" (104 cm)	24" (61 cm)	28.50" (72 cm)

Note: If legs are installed, height increases 4" (10 cm).

Part No.	Description
638090400	IMD 600-30ASLA Lever Ice Maker Dispenser
638090401	IMD 600-30ASPB Push Button Ice Maker Dispenser
638090450	IMD 600-30WSLA Lever Ice Maker Dispenser
638090451	IMD 600-30WSPB Push Button Ice Maker Dispenser
638090402	IMD 602-30ASLA Lever Ice Maker Dispenser
638090600	IMD 600-90ASLA Push Button Ice Maker Dispenser
638090601	IMD 600-90ASPB Push Button Ice Maker Dispenser
638090605	IMD 601-90ASLA Push Button Ice Maker Dispenser
638090603	IMD 602-90ASPB Push Button Ice Maker Dispenser



For more information or to place an order, contact your sales representative or authorized distributor.

**In the US:**

Phone: 1-800-238-3600  
Fax: 1-800-535-4235

**Outside the US:**

Phone: 1-763-421-6120  
Fax: 1-763-422-3297